VIDEO LESSONS FOR CLINICAL EDUCATION

Cases your learners have to decide.

A 4-minute MASLD demo with an AI presenter, a 3D liver and one question in the middle of the video.



our AI presenter

POP QUIZ

WOMAN, 58 · MASLD · F2

**Wine most nights.
Worried about fruit.
What's the plan?**

A B C D

swipe →

vmatrix.io

V MATRIX

Meet your patient.

PATIENT CHART · HEPATOLOGY

Woman, 58

Type 2 diabetes	A1C 7.6%
High blood pressure	Yes
Obesity	BMI 33 kg/m²
FIB-4	1.9 *intermediate*
Liver stiffness, VCTE	9.4 kPa *intermediate too*
CONFIRMED	**MASLD, F2 fibrosis**

AT HOME

Wine, 5-oz glass	About 6 a week
Sweet tea, large glass	2 a day

SHE ASKS

"I read fruit sugar causes fatty liver. Should I stop eating fruit?"

POP QUIZ

QUESTION 1 OF 2

Along with swapping her sweet tea for water, which plan best fits current guidance?

A. Aim for about 5% weight loss, enough to reverse fibrosis; keep whole fruit; up to one drink a day is fine

B. Aim for 10% or more weight loss; cut back on whole fruit because of its fructose; stop alcohol completely

C. Aim for 10% or more weight loss; keep whole fruit; up to one drink a day is fine, since she is below the MetALD range

D. Aim for 10% or more weight loss; keep whole fruit; stop alcohol completely

Pick one. Then swipe.

Answer: D

Fibrosis stage, not liver fat, predicts outcomes.

The strongest predictor of cirrhosis and liver-related death. From F2 on, AASLD guidance says stop alcohol completely.

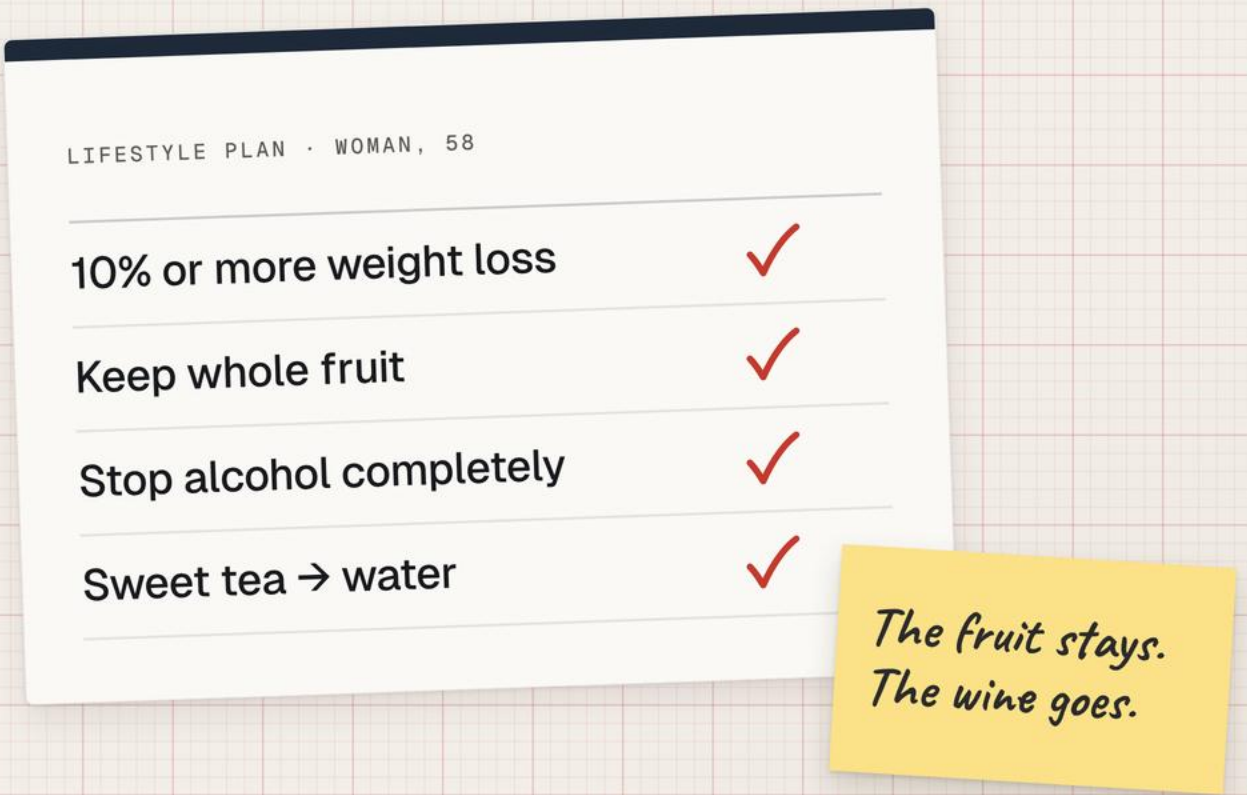

Sources: Rinella et al., AASLD Practice Guidance, Hepatology 2023; Rinella et al., multisociety MASLD nomenclature, 2023.

Every wrong answer sounds reasonable.

Each one misreads the guidance in a different way.

~~About 5% is enough to reverse fibrosis.~~

A **5% mainly reduces liver fat.**
Fibrosis generally needs 10% or more.

~~Cut back on fruit because of its fructose.~~

B **Whole fruit stays.**
The real concern is sugary drinks, like her sweet tea.

~~One drink a day is fine below MetALD.~~

C **MetALD classifies the disease. It is not a safe limit.**
Her F2 sets the rule, not her drink count.

Which one did you pick?

F2, on the chart and in 3D.

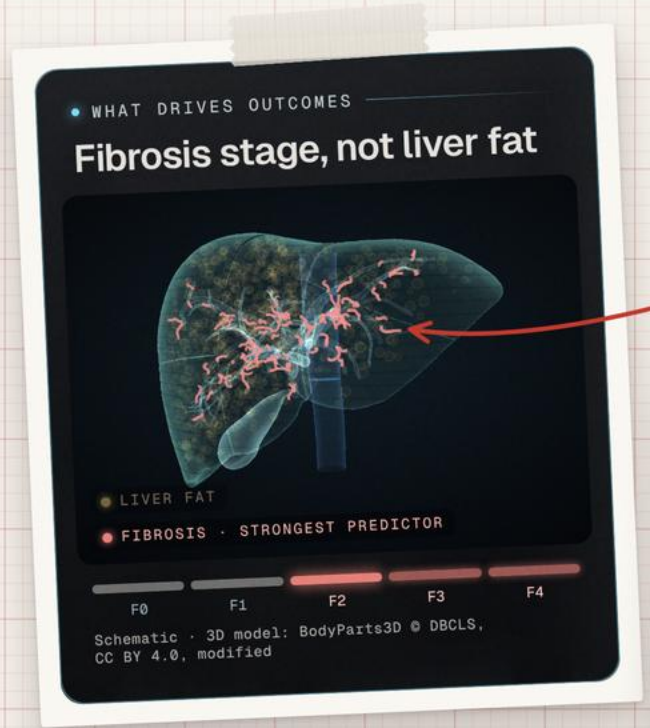

3D model, schematic. The fat dims so the scarring stands out.

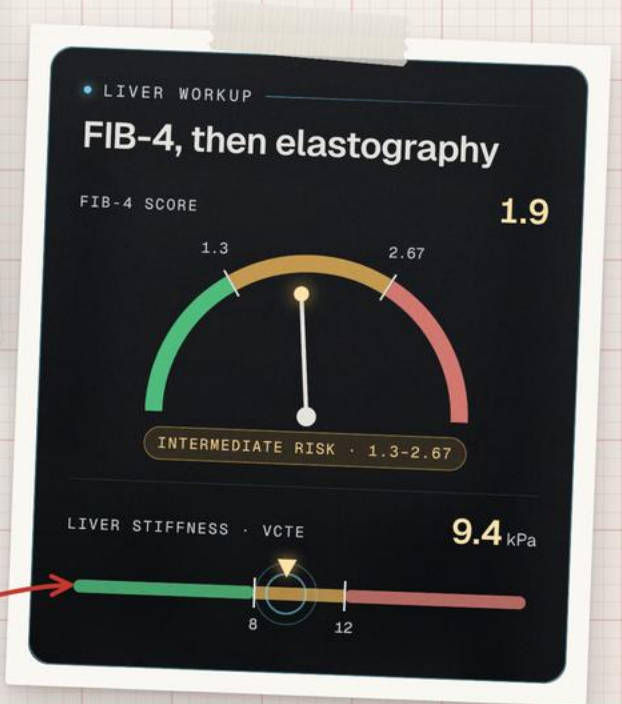

Each value, placed against its cutoffs.

The video stops. The learner commits.

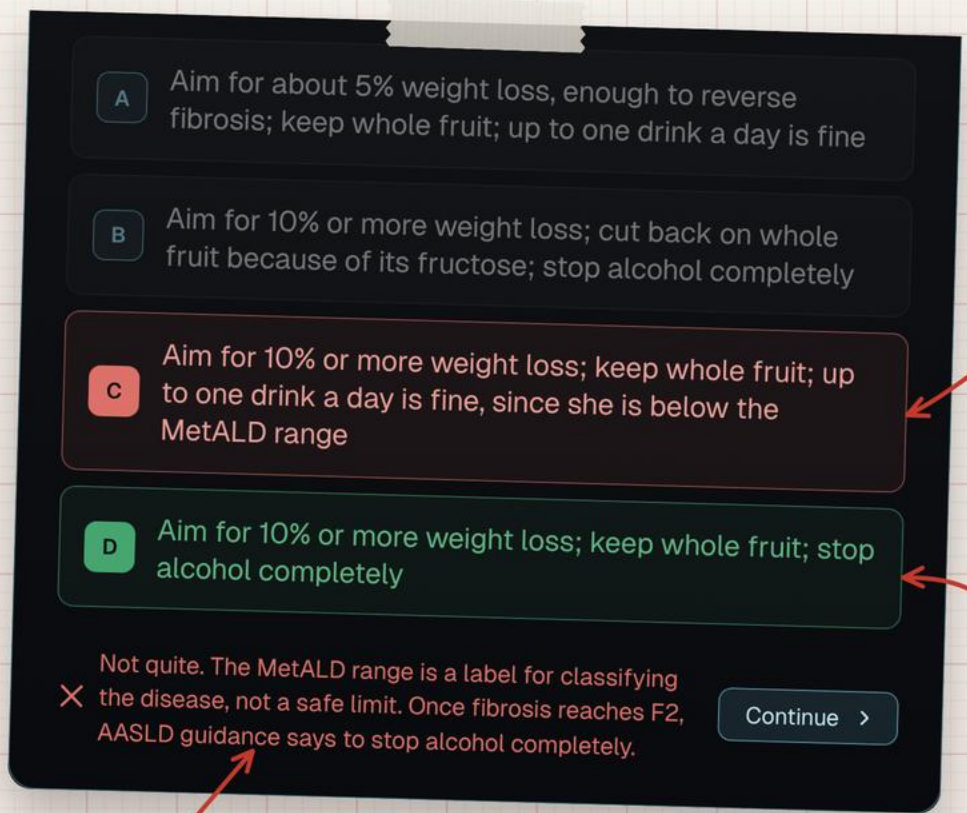

A wrong pick shows in red.

The right one, in green.

And the reason, the moment they answer.

Faculty see what the cohort believed.

Each answer and score reports to your LMS, question by question.



In this sample, 13 of 32 took "below MetALD" as safe. That becomes next week's teaching point.

POP QUIZ

QUESTION 2 OF 2

She loses 5% of her body weight. What mainly improves in her liver?

A Liver fat

B Fibrosis

C Both, about equally

No swiping back.

A Liver fat



Answering beats rereading.

That's why both quizzes here came before the answers.

REFERRAL · YOUR NEXT LESSON

Send us one faculty talk, slide deck or guideline review. See what comes back.

vagif@vmatrix.io

Built from your faculty's material. They approve every script.